

FIELD WORK JOURNAL

MSW (Final Year)

*Field Work Supervision/Guidance can be given only by a person Knowing
MSW/M.A. (Socail Work)*

FACE SHEET

Name of the Student :

Address :

Phone No. :

Enrolment No. :

Study Centre & Code :

Regional Centre :

**Name & Address of
Field Work Supervisor** :

Phone No./Mobile No. of Supervisor :

Signature of the Student

IMPORTANT

Your Field Work Journal is a precious document. You must keep it in a safe place at home, while on travel, at study centre etc. It is safer to keep a separate personal diary with all notings so that in case of loss due to any kind of unforeseen event, you can still compile the work done and get it certified by the FWS in a fresh copy of the Journal. It is suggested that you keep a photocopy of the Journal before submitting the final report to the study centre for your personal record. Remember to take an acknowledgement slip from study centre while submitting the final report. The Journal will be submitted to SE Division by the study centre coordinator along with the award list submitted by the supervisor.

Designed and Developed by:

Prof. Gracious Thomas
Director, SOSW
IGNOU, New Delhi

Ms. Nita Kumari
Consultant, SOSW
IGNOU, New Delhi

Print Production

Mr. Kulwant Singh
Section Officer (Publication)
SOSW, IGNOU, New Delhi

July, 2009

© Indira Gandhi National Open University, 2009

All rights reserved. No part of this work may be reproduced in any form, by mimeograph or any other means, without permission in writing from the Indira Gandhi National Open University.

Further information on the Indira Gandhi National Open University courses may be obtained from the University's office at Maidan Garhi, New Delhi-110 068.

Printed and published on behalf of the Indira Gandhi National Open University, New Delhi by Director, SOSW, IGNOU, New Delhi.

Laser Typeset by Tessa Media & Computers, C-206, Abufazal Enclave-II, Okhla, New Delhi-25

Printed at :

Contents

1. Introduction	5
2. Activity 1: Pre-term Self Assessment Form	31
3. Activity 2: Induction Meeting	37
4. Activity 3: Orientation Visits	43
5. Activity 4: Concurrent Field Work Reports	73
6. Activity 5: Report of Individual Conference	207
7. Activity 6: Report of Group Conference	239
8. Activity 7: Self Evaluation Report by Student	271
9. Activity 8: Summary Report of Second Year Field Work	279
10. Activity 9: Term-end Self Assessment Form	291
11. Evaluation	297
12. Grade Sheet	300

“शिक्षा मानव को बंधनों से मुक्त करती है और आज के युग में तो यह लोकतंत्रा की भावना का आधार भी है। जन्म तथा अन्य कारणों से उत्पन्न जाति एवं वर्गगत विषमताओं को दूर करते हुए मनुष्य को इन सबसे ऊपर उठाती है।”

— इन्दिरा गांधी

A programme developed under the CBCI Chair at IGNOU

“Education is a liberating force, and in our age it is also a democratising force, cutting across the barriers of caste and class, smoothing out inequalities imposed by birth and other circumstances.”

– Indira Gandhi

PART I

INTRODUCTION

Dear students,

Welcome to the final year of MSW practicum. We hope that the first year field work has been a fruitful and enjoyable experience. You are going to continue to do the field work in this year too. You will be applying the knowledge, skills and attitudes you have gained in your first year and most importantly you will be practicing the six important methods of social work namely case work, group work, community organization, social welfare administration, social work research and social action. In the journal of MSW 1st year, Social work research method (MSW-006) has been discussed in detail while the remaining methods have been covered in Block – 1 of MSWL-002. By now you must be familiar with the various aspects of the profession of social work. You must have also gained some knowledge about the skills and techniques of the various methods of social work.

Another significant discovery on your part must have been the condition of some of the social welfare agencies, their programmes and schemes in India and specifically in your locality. By now you may have become familiar with different varieties of social welfare agencies, their concerns and their methods of functioning. Like everything else in life, you would have noticed that there are positive and negative elements in social welfare sector. You would have found many committed workers as well as not so committed workers. You would have certainly formed an opinion on those aspects. It is important not to become pessimistic even if you have more negative experiences than positive ones. You can still make a difference if you want to.

Your professional socialization has also begun. Several social work values are known to you by now through the theory courses and practicum. By now you would have faced some situations in which you have to make difficult ethical choices. You are also able to observe some of the difficulties in the profession and the circumstances under which the profession is being practiced. Above all, you would have come to know the immense opportunities to help people and change people's lives through social work. Social work can change lives for the better.

Field work is an important component of social work education. It gives you opportunities to practice what you have learnt with an added advantage of having a supervisor to guide you. **Here it is important to tell you that MSW IIInd year journal is having two blocks. Block one is all about updating you with various field work components and social work methods. You may retain this block with you and there is no need of mailing it to IGNOU or study centre. Block-2 is the actual Field Work Journal. You must complete all the exercises (tasks) given in block 2 under supervision of a Field Work Guide and send to Student Evaluation Division at IGNOU.** I suggest that you sincerely follow the guidelines given in the Field Work Journal and practice carefully in the field and take your field work supervisor's help, wherever needed.

You must ensure that your field work supervisor is a qualified person with a Master's Degree in Social Work (M.A/MSW). Only a professionally qualified person can help you to successfully complete this programme of study.

Once again I welcome you to benefit from this sea of knowledge and information on human beings in social context and to “help the people to help themselves” in different situations as a para-professional and later as a professionally qualified social worker.

Date: July 2009

Gracious Thomas
Director, School of Social Work

Activity 1
Pre-term Self Assessment Form

PRE-TERM SELF ASSESSMENT FORM

The questionnaire is to be used for the purpose of testing your attitude, skills and knowledge related to social work. Since the course is being offered in the distance learning mode the learner community is bound to come from various walks of life age groups and geographical locations. Some of the questions will therefore appear to need more knowledge than you may have now or may seem irrelevant to you. There are no right and wrong answers to these questions and you will not be evaluated on that basis.

Knowledge

- 1) Agency can be registered under NGO Act 1960.
(a) True (b) False
- 2) Is the agency in which you are placed registered?
(a) Yes (b) No (c) Do not know
- 3) Can you identify some of the ethnic groups in your neighbourhood?
(1) (2) (3) (4)
- 4) WHO denotes World Human Resource Organisation?
(a) True (b) False
- 5) WTO deals with transfer of technology from developed countries to developing countries
(a) True (b) False
- 6) Name any two awareness programmes of the agency in which you were placed during your MSW Ist year.
(a) (b) (c) Do not know
- 7) Can you name two Indian donor agencies extending financial support for health sector?
(a) (b) (c) Do not know
- 8) Can you identify the Article in the constitution, which prohibits untouchability?
(a) Yes : Article (b) No
- 9) "Caste system is based on divine law and every one must abide by it". Do you agree with this statement?
(a) Yes (b) No
- 10) "Giving education to disabled people is not beneficial for a developing country". Do you agree with the statement?
(a) Yes (b) No (c) Can't say
- 11) "Globalization is not good for the society". Do you agree with this statement?
(a) Yes (b) No (c) Can't say

- 12) Globalization and Global warming are the same.
 (a) True (b) False (c) Can't say
- 13) Social change and social development are one and the same.
 (a) True (b) False (c) Can't say
- 14) National Census Survey takes place once in 5 years.
 (a) True (b) False (c) Can't say
- 15) In community organization method of social work, a social worker deals with the problems of individuals.
 (a) Agree (b) Disagree (c) Can't say
- 16) Name two organizations working for the welfare of women in your state.
 (1) (2) (c) Do not know
- 17) Interviewing is a technique in Social Action.
 (a) True (b) False (c) Can't say
- 18) "Social Diagnosis" is a book written by.
 (a) Grace Mary (b) Mary Richmond
 (c) Grace Mathew (d) A.S. Desai

Skills

- 1) Listening is a:
 (a) Case work skill (b) Group work skill
 (c) Demanding skill (d) All the above
- 2) Do you have any experience in organizing community events in your locality?
 (a) Yes (b) No
- 3) Based on your experience in first year, do you not feel that recording is a time consuming and unnecessary exercise?
 (a) Yes (b) No
- 4) Do you have any experience of addressing a group of people?
 (a) Yes (b) No
- 5) Have you lead any protest movement in your school or locality?
 (a) Yes (b) No

- 6) Are you able to approach individuals and groups without hesitation so as to engage him/her/ them in some purposeful activity?
(a) Yes (b) No (c) Can't understand
- 7) Have you worked along with any groups in your area for a common purpose?
(a) Yes (b) No
- 8) Have you done home visits in your first year fieldwork?
(a) Yes (b) No
- 9) Do you feel that you have improved your skill in organizing programmes, after your first year of social work training?
(a) Yes (b) No
- 10) Have you improved your skill in interpreting the client's body language, after one year of studying social work?
(a) Yes (b) No
- 11) Are you able to test the claims of various theories you have learned in the theory part of social work and come out with fresh insights in a given situation?
(a) Yes (b) No (c) Can't understand
- 12) After one year of studying social work research, can you prepare a research proposal independently.
(a) Yes (b) No (c) Can't understand
- 13) If one has a strong memory, one need not do any recording as the social worker can recall the details at any time.
(a) Yes (b) No (c) Can't understand

Attitudes

- 1) People living in slum communities never find happiness in life.
(a) Agree (b) Disagree (c) Can't say
- 2) Social welfare organizations are working only for financial gains rather than serving the people.
(a) Agree (b) Disagree (c) Can't say
- 3) The approach of a non-professional in dealing with a client is similar to the approach of a professional social worker.
(a) Agree (b) Disagree (c) Can't say
- 4) Social work principles are too idealistic to be implemented in the field.
(a) Agree (b) Disagree (c) Can't say

- 5) The practice of giving and taking dowry should not be considered illegal in Indian context.
(a) Agree (b) Disagree (c) Can't say
- 6) It is alright to be violent with certain groups and communities.
(a) Agree (b) Disagree (c) Can't say
- 7) People in villages are always suspicious of outsiders.
(a) Agree (b) Disagree (c) Can't say
- 8) A social worker should take decisions on behalf of poor and illiterate clients, as they do not know what is good for them.
(a) Agree (b) Disagree (c) Can't say
- 9) Violence may be resorted to in resolving certain crucial issues of a given society.
(a) Agree (b) Disagree (c) Can't say
- 10) Women should be given reservation in all the educational institutions as well as in jobs.
(a) Agree (b) Disagree (c) Can't say
- 11) In general, women and men look at same problems differently.
(a) Agree (b) Disagree (c) Can't say
- 12) The purpose of case work is to:
(a) make new friends
(b) help an individual client
(c) taking help from the client
(d) to solve a group problem
- 13) While practicing social work methods, a worker must be aware of the religion of the client.
(a) Agree (b) Disagree (c) Can't say
- 14) A lot of emotional maturity and lot of mental effort is needed for a social worker to empathize with others.
(a) Agree (b) Disagree (c) Can't say
- 15) The skill which is needed for a social worker is
(a) Interviewing skill
(b) Observation skill
(c) Communication skill
(d) All the above

EVALUATION OF SECOND YEAR MSW FIELDWORK

Knowledge

- 1) Knowledge about the community power structure and community power analysis.
- 2) Knowledge about the different interests of the various groups and use of this knowledge to negotiate between these groups for reaching common understanding.
- 3) Knowledge about group dynamics and its consequences on the functioning of the group.
- 4) Knowledge about different ways in which different people communicate their feelings and ideas.
- 5) Knowledge about the different cultural traits of the population that one is working with.
- 6) Knowledge about the various programmes the government is implementing in the area.
- 7) Knowledge about the various programmes the NGOs are implementing in the area.
- 8) Knowledge about how various policies of the government affect the NGO sector.
- 9) Knowledge about various means by which aim of social justice is achieved in specific situation.
- 10) Knowledge about the various offices and their roles in the programmes.

Skills

- 1) Ability to use all the methods of social work in an integrated manner in the process of helping people to solve their problems.
- 2) Ability to improvise and modify community organization skills as and when required.
- 3) Ability to communicate ideas in purposeful manner to a large number of people.
- 4) Ability to gain acceptance by the community and be seen as a sincere and honest helper and guide.
- 5) Ability to perform the roles of the community organizer according to the demand of the situation.
- 6) Ability to mobilize and motivate people to participate in the programmes that are being organized.
- 7) Ability to mobilize resources from within and outside the community.
- 8) Ability to formulate simple research proposal, apply basic sampling techniques, formulate interview schedules and administer them, and finally analyse them.
- 9) Ability to communicate one's experiences from one's community organization and research work initiatives to the authorities who can bring about change.
- 10) Ability to observe and learn from other individuals who are performing leadership roles in different situations.
- 11) Ability to develop one's own leadership style suited to the need and the culture of the place.
- 12) Ability to identify leaders and potential leaders of the community and orient them into the methods of democratic leadership and leadership skills.
- 13) Ability to write reports that not only describe the events but also analyse them for better understanding and for deciding further course of action.

Attitudes

- 1) Openness in dealing with people regardless of their social background.
- 2) Openness to new learning experiences and benefit from it.
- 3) Non judgmental attitude towards non conforming individuals.
- 4) Willingness to cooperate with others and achieve common goals.

Development of professional self

- 1) Self confident enough to accept blame and share glory with other.
- 2) Ability to understand one's feeling and its influence on one's actions.
- 3) Control of frustration when things do not go one's way.
- 4) Ability to control negative feelings towards individuals and groups when they do not match up to accept one's expectations.

Activity 2
Induction Meeting

Activity 2

Induction Meeting

Academic Counsellor/Field Work Supervisor (FWS) will organize an induction meeting for the second year MSW students in preparation of the field work. During this meeting FWS will give you necessary guidance with regard to the purpose, expectation from field work, responsibilities of the students, teaching learning process, guidance for writing field work journal, importance of individual and group conferences, etc. The supervisor will also give details of the first orientation visit: time, place, etc.

You are expected to write a report about the induction meeting. The report will consist of guidance given by Field Work Supervisor with subtitles of each component. It is better to first prepare a draft, do the corrections and then copy in the journal. **Remember to write the journal in your own handwriting and never type the report.**

Report of Induction Meeting

.....

.....

.....

.....

.....

.....

.....

.....

.....

.....

.....

.....

.....

.....

.....

.....

.....

.....

.....

.....

.....

.....

Activity 3
Orientation Visits

Activity 3
Orientation Visit

During the second year, you are expected to visit five agencies/projects to have exposure to social welfare programmes. Remember not to repeat your visit to an agency which you had visited during MSW (1st year). Please refer guidelines for agency profile given in MSWL-002, Block-1 “Field Work Journal” to write the detailed report. If you have any other information or report to be given of any additional work, you are free to add the same by way of attaching extra pages to this journal.

.....

.....

.....

.....

.....

.....

.....

.....

.....

.....

.....

.....

.....

.....

.....

.....

.....

.....

.....

.....

.....


.....

.....

.....

.....

.....



.....
.....
.....
.....
.....
.....
.....
.....
.....
.....
.....
.....
.....
.....
.....
.....
.....
.....
.....
.....
.....
.....


Date of Submission:

Comments by Field Work Supervisor

Date and Signature

Orientation Visit 4

Dotted lines for writing notes.




.....
.....
.....
.....
.....
.....
.....
.....
.....
.....
.....
.....
.....
.....
.....
.....
.....
.....
.....
.....
.....
.....

Date of Submission:

Comments by Field Work Supervisor

Date and Signature



.....

.....

.....

.....

.....

.....

.....

.....

.....

.....

.....

.....

.....

.....

.....

.....

.....

.....

.....

.....

.....

.....

.....

.....

Date of Submission:

Comments by Field Work Supervisor

Date and Signature

Activity 4
Concurrent Field Work Reports

Activity 4

Concurrent Field Work Reports

You will be placed in a development project or agency for field work practicum by the FWS in groups of three to six. During the second year you are expected to gain 45 days of experience in the project/agency. These visits in social work terminology are called concurrent visits. Your concurrent field work practicum reports are to be written after each visit. You may follow the instructions given in the field work journal (Block 1) for students for report writing.

You are expected to read this portion before you write your draft report so that important points are included in the report. Depending on the activities you can use the space for each visit. For some visits you may require more space while for some others you may require less. It is desirable that you prepare a draft, correct it and then copy the same in your journal. Remember to write your journal in your own hand-writing and never type the report. You must use the proforma given in "field work journal (Block 1)". It is possible that you might have done the practice of any one or more methods of social work such as case work, group work etc. your style of writing the report will change accordingly. We have given examples of each method in the field work journal (Block 1) for writing the report:

.....

.....

.....

.....

.....

.....

.....

.....

.....

.....

.....

.....

.....

.....

.....

.....

.....

.....

.....

.....

.....

.....

.....

.....
.....
.....
.....
.....
.....
.....
.....
.....
.....
.....
.....
.....
.....
.....
.....
.....
.....
.....
.....
.....
.....
.....
.....
.....
.....
.....
.....
.....
.....
.....
.....
.....
.....
.....
.....
.....
.....
.....
.....
.....
.....
.....
.....
.....
.....
.....
.....
.....
.....
.....

.....

.....

.....

.....

.....

.....

.....

.....

.....

.....

.....

.....

.....

.....

.....

.....

.....

.....

.....

.....

.....

.....

Date of Submission: _____

Comments by Field Work Supervisor

Date and Signature

Concurrent Visit 2

A series of horizontal dotted lines for writing notes.

.....

.....

.....

.....

.....

.....

.....

.....

.....

.....

.....

.....

.....

.....

.....

.....

.....

.....

.....

.....

.....

.....

.....

.....


Date of Submission:

Comments by Field Work Supervisor

Date and Signature

Concurrent Visit 3

A series of horizontal dotted lines providing space for handwritten notes.



.....

.....

.....

.....

.....

.....

.....

.....

.....

.....

.....

.....

.....

.....

.....

.....

.....

.....

.....

.....

.....

.....


.....

.....

Date of Submission: _____

Comments by Field Work Supervisor

Date and Signature



.....
.....
.....
.....
.....
.....
.....
.....
.....
.....
.....
.....
.....
.....
.....
.....
.....
.....
.....
.....
.....
.....
.....
.....
.....
.....

Date of Submission:

Comments by Field Work Supervisor

Date and Signature

Concurrent Visit 5

.....
.....
.....
.....
.....
.....
.....
.....
.....
.....
.....
.....
.....
.....
.....
.....
.....
.....
.....
.....
.....
.....
.....
.....
.....
.....
.....
.....
.....
.....
.....
.....
.....
.....
.....
.....
.....
.....
.....
.....
.....
.....
.....
.....

A series of 30 horizontal dotted lines spanning the width of the page, providing a template for writing or drawing.

.....

.....

.....

.....

.....

.....

.....

.....

.....

.....

.....

.....

.....

.....

.....

.....

.....

.....

.....

.....

.....

Date of Submission:



Comments by Field Work Supervisor

Date and Signature

.....

.....

.....

.....

.....

.....

.....

.....

.....

.....

.....

.....

.....

.....

.....

.....

.....

.....

.....

.....

.....

.....

.....

.....

.....

Date of Submission:

Comments by Field Work Supervisor

Date and Signature

.....

.....

.....

.....

.....

.....

.....

.....

.....

.....

.....

.....

.....

.....

.....

.....

.....

.....

.....

.....

.....

Date of Submission: _____

Comments by Field Work Supervisor

Date and Signature

A series of horizontal dotted lines spanning the width of the page, intended for writing.

.....

.....

.....

.....

.....

.....

.....

.....

.....

.....

.....

.....

.....

.....

.....

.....

.....

.....

.....

.....

.....

.....

Date of Submission:

Comments by Field Work Supervisor

Date and Signature

.....

.....

.....

.....

.....

.....

.....

.....

.....

.....

.....

.....

.....

.....

.....

.....

.....

.....

.....

.....

.....

.....

.....

.....

Date of Submission:

Comments by Field Work Supervisor

Date and Signature

.....
.....
.....
.....
.....
.....
.....
.....
.....
.....
.....
.....
.....
.....
.....
.....
.....
.....
.....
.....
.....
.....
.....
.....
.....
.....
.....
.....
.....
.....
.....
.....
.....
.....
.....
.....
.....
.....
.....
.....
.....
.....
.....
.....
.....
.....
.....

.....

.....

.....

.....

.....

.....

.....

.....

.....

.....

.....

.....

.....

.....

.....

.....

.....

.....


.....

.....

Date of Submission:

Comments by Field Work Supervisor

Date and Signature



.....

.....

.....

.....

.....

.....

.....

.....

.....

.....

.....

.....

.....

.....

.....

.....

.....

.....

.....

.....

.....

.....

.....

.....

Date of Submission:

Comments by Field Work Supervisor

Date and Signature

A series of 30 horizontal dotted lines spanning the width of the page, providing a template for handwriting practice.

.....
.....
.....
.....
.....
.....
.....
.....
.....
.....
.....
.....
.....
.....
.....
.....
.....
.....
.....
.....
.....

Date of Submission:

Comments by Field Work Supervisor

Date and Signature

.....
.....
.....
.....
.....
.....
.....
.....
.....
.....
.....
.....
.....
.....
.....
.....
.....
.....
.....
.....
.....
.....

Date of Submission:

Comments by Field Work Supervisor

Date and Signature

.....

.....

.....

.....

.....

.....

.....

.....

.....

.....

.....

.....

.....

.....

.....

.....

.....

.....

.....

.....

.....

.....


.....

.....

Date of Submission:

Comments by Field Work Supervisor

Date and Signature



.....

.....

.....

.....

.....

.....

.....

.....

.....

.....

.....

.....

.....

.....

.....

.....

.....

.....

.....

.....

.....

.....

.....

Date of Submission:

Comments by Field Work Supervisor

Date and Signature

A series of horizontal dotted lines spanning the width of the page, intended for writing.

.....

.....

.....

.....

.....

.....

.....

.....

.....

.....

.....

.....

.....

.....

.....

.....

.....

.....

.....

.....

.....

.....

.....

.....

.....

Date of Submission:



Comments by Field Work Supervisor

Date and Signature

.....
.....
.....
.....
.....
.....
.....
.....
.....
.....
.....
.....
.....
.....
.....
.....
.....
.....
.....
.....
.....
.....
.....
.....
.....
.....
.....
.....
.....
.....
.....
.....
.....
.....
.....
.....
.....
.....
.....
.....
.....
.....
.....
.....
.....
.....
.....
.....
.....
.....
.....
.....
.....
.....
.....
.....

.....
.....
.....
.....
.....
.....
.....
.....
.....
.....
.....
.....
.....
.....
.....
.....
.....
.....
.....
.....
.....

Date of Submission: _____

Comments by Field Work Supervisor

Date and Signature

.....

.....

.....

.....

.....

.....

.....

.....

.....

.....

.....

.....

.....

.....

.....

.....

.....

.....

.....

.....

.....

.....

.....

.....

.....

.....

Date of Submission:



Comments by Field Work Supervisor

Date and Signature

.....

.....

.....

.....

.....

.....

.....

.....

.....

.....

.....

.....

.....

.....

.....

.....

.....

.....

.....

.....

.....

Date of Submission: _____

Comments by Field Work Supervisor

Date and Signature

.....
.....
.....
.....
.....
.....
.....
.....
.....
.....
.....
.....
.....
.....
.....
.....
.....
.....
.....
.....
.....

Date of Submission: _____

Comments by Field Work Supervisor

Date and Signature

Concurrent Visit 22

A series of horizontal dotted lines for data entry, spanning the width of the page.

.....
.....
.....
.....
.....
.....
.....
.....
.....
.....
.....
.....
.....
.....
.....
.....
.....
.....
.....
.....
.....


Date of Submission:

Comments by Field Work Supervisor

Date and Signature

Concurrent Visit 23

.....
.....
.....
.....
.....
.....
.....
.....
.....
.....
.....
.....
.....
.....
.....
.....
.....
.....
.....
.....
.....
.....
.....
.....
.....
.....
.....
.....
.....
.....
.....
.....
.....
.....
.....
.....
.....
.....
.....
.....
.....
.....



.....
.....
.....
.....
.....
.....
.....
.....
.....
.....
.....
.....
.....
.....
.....
.....
.....
.....
.....
.....
.....
.....
.....
.....
.....


Date of Submission:

Comments by Field Work Supervisor

Date and Signature

Concurrent Visit 24

A series of 27 horizontal dotted lines providing space for notes.



.....

.....

.....

.....

.....

.....

.....

.....

.....

.....

.....

.....

.....

.....

.....

.....

.....

.....

.....

.....

.....

.....

.....

.....

.....


Date of Submission:

Comments by Field Work Supervisor

Date and Signature

Concurrent Visit 25

.....
.....
.....
.....
.....
.....
.....
.....
.....
.....
.....
.....
.....
.....
.....
.....
.....
.....
.....
.....
.....
.....
.....



.....

.....

.....

.....

.....

.....

.....

.....

.....

.....

.....

.....

.....

.....

.....

.....

.....

.....

.....

.....

.....

.....

.....

.....


Date of Submission:

Comments by Field Work Supervisor

Date and Signature

Concurrent Visit 26

A series of horizontal dotted lines for notes.



.....

.....

.....

.....

.....

.....

.....

.....

.....

.....

.....

.....

.....

.....

.....

.....

.....

.....

.....

Date of Submission:

Comments by Field Work Supervisor

Date and Signature

.....

.....

.....

.....

.....

.....

.....

.....

.....

.....

.....

.....

.....

.....

.....

.....

.....

.....

.....

.....

.....

.....

.....

.....

Date of Submission: _____

Comments by Field Work Supervisor

Date and Signature

Concurrent Visit 28

A series of 30 horizontal dotted lines for text entry.

.....
.....
.....
.....
.....
.....
.....
.....
.....
.....
.....
.....
.....
.....
.....
.....
.....
.....
.....
.....
.....
.....
.....
.....
.....
.....
.....
.....
.....
.....
.....
.....
.....
.....
.....
.....
.....
.....
.....
.....
.....
.....
.....
.....
.....
.....
.....
.....
.....
.....
.....
.....

.....
.....
.....
.....
.....
.....
.....
.....
.....
.....
.....
.....
.....
.....
.....
.....
.....
.....
.....
.....
.....
.....
.....
.....
.....
.....
.....
.....
.....
.....
.....
.....
.....
.....
.....
.....
.....
.....
.....
.....
.....
.....
.....


Date of Submission:

Comments by Field Work Supervisor

Date and Signature

Concurrent Visit 29

A series of horizontal dotted lines spanning the width of the page, providing a structured space for text entry.



.....

.....

.....

.....

.....

.....

.....

.....

.....

.....

.....

.....

.....

.....

.....

.....

.....

.....

.....

.....

.....

.....

.....

.....

Date of Submission:

Comments by Field Work Supervisor

Date and Signature

Concurrent Visit 30

.....
.....
.....
.....
.....
.....
.....
.....
.....
.....
.....
.....
.....
.....
.....
.....
.....
.....
.....
.....
.....
.....
.....
.....
.....
.....
.....
.....
.....
.....
.....
.....
.....
.....
.....
.....
.....
.....
.....
.....
.....
.....
.....
.....
.....
.....

.....
.....
.....
.....
.....
.....
.....
.....
.....
.....
.....
.....
.....
.....
.....
.....
.....
.....
.....
.....
.....
.....
.....
.....
.....

Date of Submission: _____

Comments by Field Work Supervisor

Date and Signature

Concurrent Visit 31

.....
.....
.....
.....
.....
.....
.....
.....
.....
.....
.....
.....
.....
.....
.....
.....
.....
.....
.....
.....
.....
.....
.....
.....
.....
.....
.....
.....
.....
.....
.....
.....
.....
.....
.....
.....
.....
.....
.....
.....
.....
.....
.....
.....



.....
.....
.....
.....
.....
.....
.....
.....
.....
.....
.....
.....
.....
.....
.....
.....
.....
.....
.....
.....
.....
.....

Date of Submission:

Comments by Field Work Supervisor

Date and Signature

.....
.....
.....
.....
.....
.....
.....
.....
.....
.....
.....
.....
.....
.....
.....
.....
.....
.....
.....
.....
.....
.....
.....
.....
.....
.....

Date of Submission:

Comments by Field Work Supervisor

Date and Signature

.....

.....

.....

.....

.....

.....

.....

.....

.....

.....

.....

.....

.....

.....

.....

.....

.....

.....

.....

.....

.....

.....

Date of Submission:



Comments by Field Work Supervisor

Date and Signature

A series of 32 horizontal dotted lines spanning the width of the page, providing a guide for handwriting practice.

.....

.....

.....

.....

.....

.....

.....

.....

.....

.....

.....

.....

.....

.....

.....

.....

.....

.....

.....

.....

.....

.....

.....

Date of Submission: _____

Comments by Field Work Supervisor

Date and Signature

Concurrent Visit 35

.....
.....
.....
.....
.....
.....
.....
.....
.....
.....
.....
.....
.....
.....
.....
.....
.....
.....
.....
.....
.....
.....
.....
.....
.....
.....
.....
.....
.....
.....
.....
.....
.....
.....
.....
.....
.....
.....
.....
.....
.....
.....
.....
.....
.....
.....

.....
.....
.....
.....
.....
.....
.....
.....
.....
.....
.....
.....
.....
.....
.....
.....
.....
.....
.....
.....
.....
.....
.....
.....
.....
.....
.....
.....
.....
.....
.....
.....
.....
.....
.....
.....
.....
.....
.....
.....
.....
.....
.....
.....
.....
.....
.....
.....

.....

.....

.....

.....

.....

.....

.....

.....

.....

.....

.....

.....

.....

.....

.....

.....

.....

.....

.....

.....

.....

.....

.....

.....

Date of Submission: _____

Comments by Field Work Supervisor

Date and Signature

A series of 20 horizontal dotted lines spaced evenly down the page, providing a guide for handwriting practice.

.....

.....

.....

.....

.....

.....

.....

.....

.....

.....

.....

.....

.....

.....

.....

.....

.....

.....

.....

.....

.....

.....

.....


.....

.....

Date of Submission: _____

Comments by Field Work Supervisor

Date and Signature



.....
.....
.....
.....
.....
.....
.....
.....
.....
.....
.....
.....
.....
.....
.....
.....
.....
.....
.....
.....
.....
.....
.....
.....
.....
.....


Date of Submission:

Comments by Field Work Supervisor

Date and Signature

Concurrent Visit 38

.....
.....
.....
.....
.....
.....
.....
.....
.....
.....
.....
.....
.....
.....
.....
.....
.....
.....
.....
.....
.....
.....
.....
.....
.....
.....
.....
.....
.....
.....
.....
.....
.....
.....
.....
.....
.....
.....
.....
.....
.....
.....
.....
.....
.....
.....
.....
.....
.....
.....
.....
.....
.....
.....
.....
.....
.....
.....



.....

.....

.....

.....

.....

.....

.....

.....

.....

.....

.....

.....

.....

.....

.....

.....

.....

.....

.....

.....

.....

.....

Date of Submission: _____

Comments by Field Work Supervisor

Date and Signature

.....

.....

.....

.....

.....

.....

.....

.....

.....

.....

.....

.....

.....

.....

.....

.....

.....

.....

.....

.....

.....

.....

Date of Submission:

Comments by Field Work Supervisor

Date and Signature

.....
.....
.....
.....
.....
.....
.....
.....
.....
.....
.....
.....
.....
.....
.....
.....
.....
.....
.....
.....
.....
.....
.....
.....
.....
.....
.....
.....
.....
.....
.....
.....
.....
.....
.....
.....
.....
.....
.....
.....
.....
.....
.....
.....
.....
.....
.....
.....
.....
.....

.....
.....
.....
.....
.....
.....
.....
.....
.....
.....
.....
.....
.....
.....
.....
.....
.....
.....
.....
.....
.....
.....

Date of Submission:



Comments by Field Work Supervisor

Date and Signature

.....

.....

.....

.....

.....

.....

.....

.....

.....

.....

.....

.....

.....

.....

.....

.....

.....

.....

.....

.....


.....

.....

Date of Submission:

Comments by Field Work Supervisor

Date and Signature



.....
.....
.....
.....
.....
.....
.....
.....
.....
.....
.....
.....
.....
.....
.....
.....
.....
.....
.....
.....
.....
.....
.....


Date of Submission:

Comments by Field Work Supervisor

Date and Signature

Concurrent Visit 43

.....
.....
.....
.....
.....
.....
.....
.....
.....
.....
.....
.....
.....
.....
.....
.....
.....
.....
.....
.....
.....
.....
.....
.....
.....
.....
.....
.....
.....
.....
.....
.....
.....
.....
.....
.....
.....
.....
.....
.....
.....
.....
.....
.....
.....
.....



.....

.....

.....

.....

.....

.....

.....

.....

.....

.....

.....

.....

.....

.....

.....

.....

.....

.....

.....

.....

.....

.....

Date of Submission:

Comments by Field Work Supervisor

Date and Signature

.....
.....
.....
.....
.....
.....
.....
.....
.....
.....
.....
.....
.....
.....
.....
.....
.....
.....
.....
.....
.....
.....
.....
.....
.....
.....

Date of Submission: _____

Comments by Field Work Supervisor

Date and Signature

Concurrent Visit 45

A series of 30 horizontal dotted lines spanning the width of the page, intended for handwritten notes.

.....
.....
.....
.....
.....
.....
.....
.....
.....
.....
.....
.....
.....
.....
.....
.....
.....
.....
.....
.....
.....

Date of Submission:

Comments by Field Work Supervisor

Date and Signature

Activity 5
Report of Case Work Sessions

Activity 5
Report of Case Work Sessions

As a learner is it going to be exciting to do case work. However, you should not become over enthusiastic. Always seek guidance from the FWS. Casework is done over a limited period of time. The time period between the sessions cannot be too short, for example, ten sessions in three or four consecutive days nor can the period be too long say one session in six months. During the initial phase, sessions are bound to be long as you will be collecting background information and developing a rapport with the client. Later on the sessions will deal with specific issues and will have shorter duration. The space here has been provided to keeping this in mind, so that you can use the pages accordingly. The guidelines for practicing Case work has been given in the subsection **The Nature of Social Work process** in Block-1 of Field Work Journal.

Case Work Session 1

.....

.....

.....

.....

.....

.....

.....

.....

.....

.....

.....

.....

.....

.....

.....

.....

.....

.....

.....

.....

.....

.....

.....

A series of 30 horizontal dotted lines spanning the width of the page, providing a guide for handwriting practice.

Case Work Session 2

A series of horizontal dotted lines for writing.

A series of horizontal dotted lines for writing.

.....
.....
.....
.....
.....
.....
.....
.....
.....
.....
.....
.....
.....
.....
.....
.....
.....
.....
.....
.....
.....
.....
.....
.....
.....
.....

Date of Submission: _____

Comments by Field Work Supervisor

Date and Signature

Case Work Session 3

A series of 25 horizontal dotted lines for writing.

.....

.....

.....

.....

.....

.....

.....

.....

.....

.....

.....

.....

.....

.....

.....

.....

.....

.....

.....

.....

.....

.....

.....

.....


Date of Submission: _____

Comments by Field Work Supervisor

Date and Signature

Case Work Session 4

A series of 25 horizontal dotted lines for writing.



.....

.....

.....

.....

.....

.....

.....

.....

.....

.....

.....

.....

.....

.....

.....

.....

.....

.....

.....

.....

.....

.....

.....

Date of Submission:



Comments by Field Work Supervisor

Date and Signature

Case Work Session 5

A series of horizontal dotted lines for writing.

.....
.....
.....
.....
.....
.....
.....
.....
.....
.....
.....
.....
.....
.....
.....
.....
.....
.....
.....
.....
.....
.....

Date of Submission: _____

Comments by Field Work Supervisor

Date and Signature

Case Work Session 6

A series of horizontal dotted lines for writing.

.....

.....

.....

.....

.....

.....

.....

.....

.....

.....

.....

.....

.....

.....

.....

.....

.....

.....

.....

.....

.....

.....

.....

.....

Date of Submission:

Comments by Field Work Supervisor

Date and Signature

Case Work Session 7

A series of horizontal dotted lines for writing.

A series of horizontal dotted lines spanning the width of the page, providing a guide for handwriting practice.

.....

.....

.....

.....

.....

.....

.....

.....

.....

.....

.....

.....

.....

.....

.....

.....

.....

.....

.....

.....

.....

.....

.....

.....

.....

.....

.....

.....

Date of Submission:

Comments by Field Work Supervisor

Date and Signature

Case Work Session 8

A series of 25 horizontal dotted lines for writing.

.....

.....

.....

.....

.....

.....

.....

.....

.....

.....

.....

.....

.....

.....

.....

.....

.....

.....

.....

.....

.....

.....

.....

.....

Date of Submission: _____

Comments by Field Work Supervisor

Date and Signature

Case Work Session 9

A series of 25 horizontal dotted lines for writing.

.....

.....

.....

.....

.....

.....

.....

.....

.....

.....

.....

.....

.....

.....

.....

.....

.....

.....

.....

.....

.....

.....

.....

Date of Submission:



Comments by Field Work Supervisor

Date and Signature

Case Work Session 10

A series of horizontal dotted lines for writing.

A series of horizontal dotted lines spanning the width of the page, intended for writing or drawing.

.....

.....

.....

.....

.....

.....

.....

.....

.....

.....

.....

.....

.....

.....

.....

.....

.....

.....

.....

.....

.....

.....

Date of Submission:

Comments by Field Work Supervisor

Date and Signature

Case Work Session 11

A series of 25 horizontal dotted lines for writing.

A series of horizontal dotted lines spanning the width of the page, serving as a template for handwriting practice.

.....

.....

.....

.....

.....

.....

.....

.....

.....

.....

.....

.....

.....

.....

.....

.....

.....

.....

.....

.....

.....

Date of Submission:

Comments by Field Work Supervisor

Date and Signature

Case Work Session 12

A series of horizontal dotted lines for writing.

.....
.....
.....
.....
.....
.....
.....
.....
.....
.....
.....
.....
.....
.....
.....
.....
.....
.....
.....
.....
.....
.....
.....
.....
.....
.....

Date of Submission:

Comments by Field Work Supervisor

Date and Signature

Activity 6
Report of Group Work Sessions

Activity 6

Report of Group Work Sessions

Group like casework is an interesting task to do. Here you will be dealing with a group rather than an individual. But always remember that you are a facilitator of the group work process and not its central figure. You are there to bring out the potentialities of the group members and not to demonstrate your skills. FWS will give you the necessary instructions. Group work is done over a limited period of time. The time period between the sessions cannot be too short, for example ten sessions in ten days. The first and second sessions will be of longer durations as you will be collecting background information and developing a rapport with the group members. Later on the sessions will focus on specific issues and will have shorter duration. The space here has been provided keeping this in mind, so that you can use the pages accordingly. Do not hesitate to take the help of the guidance given in the field work journal, Block-1 as and when necessary.

Group Work Session 1

.....

.....

.....

.....

.....

.....

.....

.....

.....

.....

.....

.....

.....

.....

.....

.....

.....

.....

.....

.....

.....

.....

.....

.....

.....

.....

A series of 25 horizontal dotted lines for writing.

.....
.....
.....
.....
.....
.....
.....
.....
.....
.....
.....
.....
.....
.....
.....
.....
.....
.....
.....
.....
.....
.....
.....
.....

Date of Submission:

Comments by Field Work Supervisor

Date and Signature

A series of 25 horizontal dotted lines spanning the width of the page, intended for writing.

.....

.....

.....

.....

.....

.....

.....

.....

.....

.....

.....

.....

.....

.....

.....

.....

.....

.....

.....

.....


.....

.....

Date of Submission:

Comments by Field Work Supervisor

Date and Signature



.....

.....

.....

.....

.....

.....

.....

.....

.....

.....

.....

.....

.....

.....

.....

.....

.....

.....

.....

.....

.....

.....

Date of Submission: _____

Comments by Field Work Supervisor

Date and Signature

Group Work Session 4

.....
.....
.....
.....
.....
.....
.....
.....
.....
.....
.....
.....
.....
.....
.....
.....
.....
.....
.....
.....
.....
.....
.....
.....
.....
.....
.....
.....
.....
.....
.....
.....
.....
.....
.....
.....
.....
.....
.....
.....
.....
.....
.....
.....
.....
.....
.....
.....
.....
.....

.....

.....

.....

.....

.....

.....

.....

.....

.....

.....

.....

.....

.....

.....

.....

.....

.....

.....

.....

.....

.....

.....

.....

.....

.....


.....

.....

Date of Submission:

Comments by Field Work Supervisor

Date and Signature



.....

.....

.....

.....

.....

.....

.....

.....

.....

.....

.....

.....

.....

.....

.....

.....

.....

.....

.....

.....

.....

Date of Submission:

Comments by Field Work Supervisor

Date and Signature

Group Work Session 6

A series of horizontal dotted lines for writing.

.....
.....
.....
.....
.....
.....
.....
.....
.....
.....
.....
.....
.....
.....
.....
.....
.....
.....
.....
.....
.....
.....
.....
.....
.....

Date of Submission:

Comments by Field Work Supervisor

Date and Signature

.....
.....
.....
.....
.....
.....
.....
.....
.....
.....
.....
.....
.....
.....
.....
.....
.....
.....
.....
.....
.....
.....
.....
.....

Date of Submission:

Comments by Field Work Supervisor

Date and Signature

Group Work Session 8

A series of horizontal dotted lines for writing.

.....
.....
.....
.....
.....
.....
.....
.....
.....
.....
.....
.....
.....
.....
.....
.....
.....
.....
.....
.....
.....
.....

Date of Submission:

Comments by Field Work Supervisor

Date and Signature

Group Work Session 9

Dotted lines for writing.

A series of 30 horizontal dotted lines for writing.

Dotted lines for handwritten notes.

Date of Submission:


Horizontal line for date entry.

Comments by Field Work Supervisor

Date and Signature

Group Work Session 10

A series of horizontal dotted lines for writing.



.....

.....

.....

.....

.....

.....

.....

.....

.....

.....

.....

.....

.....

.....

.....

.....

.....

.....

.....

.....

Date of Submission:

Comments by Field Work Supervisor

Date and Signature

Group Work Session 11

A series of 30 horizontal dotted lines for writing.



.....

.....

.....

.....

.....

.....

.....

.....

.....

.....

.....

.....

.....

.....

.....

.....

.....

.....

.....

.....

.....

.....

.....

.....

.....

.....

.....


Date of Submission:

Comments by Field Work Supervisor

Date and Signature

Group Work Session 12

A series of horizontal dotted lines for writing.



.....
.....
.....
.....
.....
.....
.....
.....
.....
.....
.....
.....
.....
.....
.....
.....
.....
.....
.....
.....
.....

Date of Submission: _____

Comments by Field Work Supervisor

Date and Signature

Activity 7
Community Organisation

Activity 7
Community Organisation

Community organisation is an important method of social work especially in the Indian situation where the key issues of the society are poverty, discrimination, human rights and abuse of authority. These problems cannot be resolved by treating individuals and groups. They have to be dealt with, at the community level. You will however be using the skills of some of the methods like casework and group work when you are doing community organisation.

Please remember the following:

- 1) As much as possible try to enter the community through known persons that is, with the community worker of the agency or other persons familiar with you and the community.
- 2) Please avoid situations where you will be putting yourself at risk. You should be careful when dealing with strangers.
- 3) Always seek the guidance of your FWS.

Community Organisation Meeting

In this meeting try to find out as much as possible about the community in the areas mentioned. Identify community leaders and persons who are willing to participate in the process.

.....

.....

.....

.....

.....

.....

.....

.....

.....

.....

.....

.....

.....

.....

.....

.....

.....

.....

.....

.....

.....

.....

.....

A series of 30 horizontal dotted lines spanning the width of the page, intended for handwritten notes or answers.

.....

.....

.....

.....

.....

.....

.....

.....

.....

.....

.....

.....

.....

.....

.....

.....

.....

.....

.....

.....

.....

.....

.....

.....

Date of Submission: _____

Comments by Field Work Supervisor

Date and Signature

Community Organisation Meeting 2

A series of horizontal dotted lines spanning the width of the page, intended for taking notes during the meeting.



.....
.....
.....
.....
.....
.....
.....
.....
.....
.....
.....
.....
.....
.....
.....
.....
.....
.....
.....
.....
.....
.....

Date of Submission: _____

Comments by Field Work Supervisor

Date and Signature

.....

.....

.....

.....

.....

.....

.....

.....

.....

.....

.....

.....

.....

.....

.....

.....

.....

.....

.....

.....

.....

.....

.....

.....

.....

.....

Date of Submission:

Comments by Field Work Supervisor

Date and Signature

Community Organisation Meeting 4

A series of horizontal dotted lines providing space for notes or discussion.

.....

.....

.....

.....

.....

.....

.....

.....

.....

.....

.....

.....

.....

.....

.....

.....

.....

.....

.....

.....

.....

.....

.....

.....

.....

Date of Submission:

Comments by Field Work Supervisor

Date and Signature

Community Organisation Meeting 5

A series of 30 horizontal dotted lines for taking notes during the meeting.

A series of horizontal dotted lines spanning the width of the page, intended for writing or drawing.

.....

.....

.....

.....

.....

.....

.....

.....

.....

.....

.....

.....

.....

.....

.....

.....

.....

.....

.....

.....

.....

.....

.....

.....

Date of Submission:

Comments by Field Work Supervisor

Date and Signature


Lined paper template consisting of 28 horizontal dotted lines.

.....
.....
.....
.....
.....
.....
.....
.....
.....
.....
.....
.....
.....
.....
.....
.....
.....
.....
.....
.....
.....
.....
.....
.....

Date of Submission:

Comments by Field Work Supervisor

Date and Signature



.....
.....
.....
.....
.....
.....
.....
.....
.....
.....
.....
.....
.....
.....
.....
.....
.....
.....
.....
.....
.....
.....
.....
.....
.....
.....
.....
.....
.....
.....
.....
.....
.....
.....
.....
.....
.....

Date of Submission:



Comments by Field Work Supervisor

Date and Signature

.....
.....
.....
.....
.....
.....
.....
.....
.....
.....
.....
.....
.....
.....
.....
.....
.....
.....
.....
.....
.....


Date of Submission:

Comments by Field Work Supervisor

Date and Signature

Community Organisation Meeting 9

A series of horizontal dotted lines for writing notes.



.....
.....
.....
.....
.....
.....
.....
.....
.....
.....
.....
.....
.....
.....
.....
.....
.....
.....
.....
.....
.....
.....


Date of Submission:

Comments by Field Work Supervisor

Date and Signature

Community Organisation Meeting 10

A series of horizontal dotted lines for writing.



.....

.....

.....

.....

.....

.....

.....

.....

.....

.....

.....

.....

.....

.....

.....

.....

.....

.....

.....

.....

.....

.....

.....

.....


Date of Submission:

Comments by Field Work Supervisor

Date and Signature

Community Organisation Meeting 11

.....
.....
.....
.....
.....
.....
.....
.....
.....
.....
.....
.....
.....
.....
.....
.....
.....
.....
.....
.....
.....
.....
.....
.....
.....
.....
.....
.....
.....
.....
.....
.....
.....
.....
.....
.....
.....
.....
.....
.....
.....



.....

.....

.....

.....

.....

.....

.....

.....

.....

.....

.....

.....

.....

.....

.....

.....

.....

.....

.....

.....

.....

.....

Date of Submission: _____

Comments by Field Work Supervisor

Date and Signature

Community Organisation Meeting 12

A series of horizontal dotted lines for taking notes.

A series of 30 horizontal dotted lines for writing.

.....
.....
.....
.....
.....
.....
.....
.....
.....
.....
.....
.....
.....
.....
.....
.....
.....
.....
.....
.....
.....

Date of Submission: _____

Comments by Field Work Supervisor

Date and Signature

.....

.....

.....

.....

.....

.....

.....

.....

.....

.....

.....

.....

.....

.....

.....

.....

.....

.....

.....

.....

.....

.....

.....

Date of Submission:

Comments by Field Work Supervisor

Date and Signature

.....

.....

.....

.....

.....

.....

.....

.....

.....

.....

.....

.....

.....

.....

.....

.....

.....

.....

.....

.....

.....

Date of Submission: _____

Comments by Field Work Supervisor

Date and Signature

Activity 8
Social Welfare Administration

Activity 8

Social Welfare Administration

This report is to be written at the end of the final year field work practicum.

You will describe the field work agency's structure and functioning. You would have known the agency quite well by now. But in this section you must describe the management processes of the agency. You can interview the chief executive and other employees of the agency. You must ask them about the organisation itself and the experience of working in the agency. You can also write down your own observations and comments about the various aspects of the organisation. Try not to be overcritical. Nobody is perfect.

Planning

.....

.....

.....

.....

.....

.....

.....

.....

.....

.....

.....

.....

.....

.....

.....

.....

.....

.....

.....

.....

.....

.....

.....

Organising

.....

.....

.....

.....

.....

.....

.....

.....

.....

.....

.....

.....

.....

.....

.....

.....

.....

.....

.....

.....

.....

.....

.....

.....

.....

.....

.....

.....

.....

.....

.....

.....

.....

.....

.....

.....

.....

.....

Coordinating

.....

.....

.....

.....

.....

.....

.....

.....

.....

.....

.....

.....

.....

.....

.....

.....

Reporting

.....

.....

.....

.....

.....

.....

.....

.....

.....

.....

.....

.....

.....

.....

.....

.....

.....

.....

.....

.....

.....

.....

.....

.....

.....

.....

.....

Staffing

.....

.....

.....

.....

.....

.....

.....

.....

.....

.....

.....

.....

Directing

.....

.....

.....

.....

.....

.....

.....

.....

.....

.....

.....
.....
.....
.....
.....
.....
.....
.....
.....
.....
.....
.....

Budgeting

.....
.....
.....
.....
.....
.....
.....
.....
.....
.....
.....
.....
.....
.....
.....
.....
.....
.....
.....
.....
.....
.....
.....

Activity 9
Social Action

Activity 9

Social Action

(This report is to be written after collecting information based on the following points)

Who were the organisers/leaders/motivators of the social action activity?

Who were the participants of the social action?

What were the issues involved/

Who were the targets of their action? Government, private agency or individual?

What were their demands?

Was there any incident that precipitated the protest?

Since how long has this protest been going on?

What modes of protest have they adopted?

For how long do they feel that the protest will go on?

What will they do if there is no response from the authorities?

Did they contact the press/media for coverage?

What symbolic acts have they done for furthering the protest?

What were the material and non material resources involved?

Where were the resources coming from?

What was the public response to the actions?

What was the response from the authorities?

What was the response from the police and administration?


Did they keep their line of communication with the authorities?

What were the negative impacts?

What were the gains?

Finally what was your impression (opinion/relevance of social as a method on social work?)

A series of 25 horizontal dotted lines spanning the width of the page, intended for writing or drawing.



.....
.....
.....
.....
.....
.....
.....
.....
.....
.....
.....
.....
.....
.....
.....
.....
.....
.....
.....
.....
.....
.....
.....
.....
.....
.....
.....
.....
.....
.....
.....
.....
.....
.....
.....
.....
.....
.....
.....
.....
.....
.....
.....
.....
.....
.....
.....
.....

.....

.....

.....

.....

.....

.....

.....

.....

.....

.....

.....

.....

.....

.....

.....

.....

.....

.....

.....

.....

.....

Date of Submission:



Comments by Field Work Supervisor

Date and Signature

Activity 10
Report of Individual Conference

Activity 10

Report of Individual Conference

During the year, a minimum of 5 individual conferences will be held. However there can be more than 5 individual conferences depending upon the need and convenience of the FWS. Before going for the individual conference, you are expected to prepare for the individual conference so that you can discuss all the problems and other points pertaining to field work practicum.

Report of Individual Conference 1

.....

.....

.....

.....

.....

.....

.....

.....

.....

.....

.....

.....

.....

.....

.....

.....

.....

.....

.....

.....

.....

.....

.....

.....

A series of 28 horizontal dotted lines for writing, spanning the width of the page.

.....

.....

.....

.....

.....

.....

.....

.....

.....

.....

.....

.....

.....

.....

.....

.....

.....

.....

.....

.....

.....

.....

.....

.....


.....

.....

Date of Submission:

Comments by Field Work Supervisor

Date and Signature



.....

.....

.....

.....

.....

.....

.....

.....

.....

.....

.....

.....

.....

.....

.....

.....

.....

.....

.....

.....

.....

.....

.....

.....


Date of Submission: _____

Comments by Field Work Supervisor

Date and Signature

Report of Individual Conference 3

A series of horizontal dotted lines for writing.



.....

.....

.....

.....

.....

.....

.....

.....

.....

.....

.....

.....

.....

.....

.....

.....

.....

.....

.....

.....

.....


.....

.....

Date of Submission:

Comments by Field Work Supervisor

Date and Signature



.....

.....

.....

.....

.....

.....

.....

.....

.....

.....

.....

.....

.....

.....

.....

.....

.....

.....

.....

.....

.....

.....

.....

Date of Submission:

Comments by Field Work Supervisor

Date and Signature

A series of 30 horizontal dotted lines for writing.

.....
.....
.....
.....
.....
.....
.....
.....
.....
.....
.....
.....
.....
.....
.....
.....
.....
.....
.....
.....
.....
.....
.....
.....

Date of Submission:

Comments by Field Work Supervisor

Date and Signature

.....

.....

.....

.....

.....

.....

.....

.....

.....

.....

.....

.....

.....

.....

.....

.....

.....

.....

.....

.....


.....

.....

Date of Submission:

Comments by Field Work Supervisor

Date and Signature



.....

.....

.....

.....

.....

.....

.....

.....

.....

.....

.....

.....

.....

.....

.....

.....

.....

.....

.....

.....

.....


.....


.....

Date of Submission: _____

Comments by Field Work Supervisor

Date and Signature





.....

.....

.....

.....

.....

.....

.....

.....

.....

.....

.....

.....

.....

.....

.....

.....

.....

.....

.....

.....

.....

.....

.....

.....

.....

.....

.....

.....

Date of Submission:

Comments by Field Work Supervisor

Date and Signature

.....
.....
.....
.....
.....
.....
.....
.....
.....
.....
.....
.....
.....
.....
.....
.....
.....
.....
.....
.....
.....

Date of Submission:

Comments by Field Work Supervisor

Date and Signature

Activity 11
Report of Group Conference

Activity 11
Report of Group Conference

Group Conferences are to be held between the FWS and a group of students of MSW second year. It is expected that a minimum of 5 group conferences are held during the year. However there can be more group conferences depending upon need/suggestion by FWS. Before going for the group conference you are expected to prepare for the same so that all the issues confronting you and the group or field/agency can be discussed with the FWS. One of the purposes of group conference is to learn from peer group as well as to share your exposure and experience in organising group work in your agency. In exceptional cases (where only one or two students are pursuing the MSW programme) group conference may not be possible. In such cases, the FWS is expected to certify the same in this page.

Report of Group Conference 1

.....
.....
.....
.....
.....
.....
.....
.....
.....
.....
.....
.....
.....
.....
.....
.....
.....
.....
.....
.....
.....
.....
.....
.....
.....

.....

.....

.....

.....

.....

.....

.....

.....

.....

.....

.....

.....

.....

.....

.....

.....

.....

.....

.....

.....

.....

.....

.....

.....

Date of Submission:



Comments by Field Work Supervisor

Date and Signature

.....
.....
.....
.....
.....
.....
.....
.....
.....
.....
.....
.....
.....
.....
.....
.....
.....
.....
.....
.....
.....
.....
.....
.....
.....
.....
.....

Date of Submission:

Comments by Field Work Supervisor

Date and Signature

.....

.....

.....

.....

.....

.....

.....

.....

.....

.....

.....

.....

.....

.....

.....

.....

.....

.....

.....

.....

.....

.....

.....

.....

Date of Submission:

Comments by Field Work Supervisor

Date and Signature

A series of 28 horizontal dotted lines, evenly spaced, spanning most of the width of the page, intended for writing or drawing.

Activity 12
Self Evaluation Report by Student

Activity 13
Summary Report of Second Year Field Work

Activity 13
Summary Report of Second Year Field Work
Agencies Visited

S.No.	Name of the agency	Date
1.	
2.	
3.	
4.	
5.	

Concurrent Visits

(Minimum 45)

S.No.	Main activity in one line	Date
1.	
2.	
3.	
4.	
5.	
6.	
7.	
8.	
9.	
10.	
11.	
12.	
13.	
14.	

15.
16.
17.
18.
19.
20.
21.
22.
23.
24.
25.
26.
27.
28.
29.
30.

31.
32.
33.
34.
35.
36.
37.
38.
39.
40.
41.
42.
43.
44.
45.

Individual Conferences

(Minimum 5)

S.No.	Place	Time	Date
1.
2.
3.
4.
5.
6.
7.
8.
9.
10.

Group Conferences

(Minimum 5)

S.No.	Place	Time	Date
1.		
2.		
3.		
4.		
5.		
6.		
7.		
8.		

Activity 14
Term-end Self Assessment Form

- 12) Globalization and Global warming are the same.
 (a) True (b) False (c) Can't say
- 13) Social change and social development are one and the same.
 (a) True (b) False (c) Can't say
- 14) National Census Survey takes place once in 5 years.
 (a) True (b) False (c) Can't say
- 15) In community organization method of social work, a social worker deals with the problems of individuals.
 (a) Agree (b) Disagree (c) Can't say
- 16) Name two organizations working for the welfare of women in your state.
 (1) (2) (c) Do not know
- 17) Interviewing is a technique in Social Action.
 (a) True (b) False (c) Can't say
- 18) "Social Diagnosis" is a book written by.
 (a) Grace Mary (b) Mary Richmond
 (c) Grace Mathew (d) A.S. Desai

Skills

- 1) Listening is a:
 (a) Case work skill (b) Group work skill
 (c) Demanding skill (d) All the above
- 2) Do you have any experience in organizing community events in your locality?
 (a) Yes (b) No
- 3) Based on your experience in first year, do you not feel that recording is a time consuming and unnecessary exercise?
 (a) Yes (b) No
- 4) Do you have any experience of addressing a group of people?
 (a) Yes (b) No
- 5) Have you lead any protest movement in your school or locality?
 (a) Yes (b) No

- 5) The practice of giving and taking dowry should not be considered illegal in Indian context.
(a) Agree (b) Disagree (c) Can't say
- 6) It is alright to be violent with certain groups and communities.
(a) Agree (b) Disagree (c) Can't say
- 7) People in villages are always suspicious of outsiders.
(a) Agree (b) Disagree (c) Can't say
- 8) A social worker should take decisions on behalf of poor and illiterate clients, as they do not know what is good for them.
(a) Agree (b) Disagree (c) Can't say
- 9) Violence may be resorted to in resolving certain crucial issues of a given society.
(a) Agree (b) Disagree (c) Can't say
- 10) Women should be given reservation in all the educational institutions as well as in jobs.
(a) Agree (b) Disagree (c) Can't say
- 11) In general, women and men look at same problems differently.
(a) Agree (b) Disagree (c) Can't say
- 12) The purpose of case work is to:
(a) make new friends
(b) help an individual client
(c) taking help from the client
(d) to solve a group problem
- 13) While practicing social work methods, a worker must be aware of the religion of the client.
(a) Agree (b) Disagree (c) Can't say
- 14) A lot of emotional maturity and lot of mental effort is needed for a social worker to empathize with others.
(a) Agree (b) Disagree (c) Can't say
- 15) The skill which is needed for a social worker is
(a) Interviewing skill
(b) Observation skill
(c) Communication skill
(d) All the above

Evaluation

Grade Sheet

Total Marks: 100

Field Work Supervisor: 50*	External Examiner through SED, IGNOU: 50*
Marks Assigned:	Marks Assigned:
In words	In words
.....
.....
i) Name with Address of Field Work Supervisor along with Phone/Mobile No.	Name with Address
ii) Name of the University Awardy MSW/MA (SW) to the Supervisor:	
Signature and Date	Signature and Date

* A Student should score a minimum of 50 per cent marks separately for a pass: i.e. 25 marks by Field work supervisor and by External Examiner respectively.

SED will get the evaluation done by approved external evaluators.